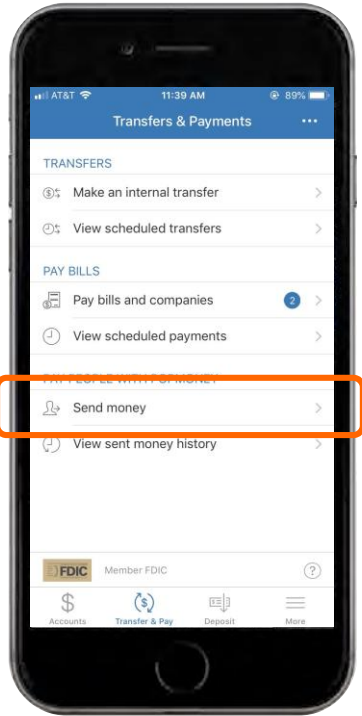


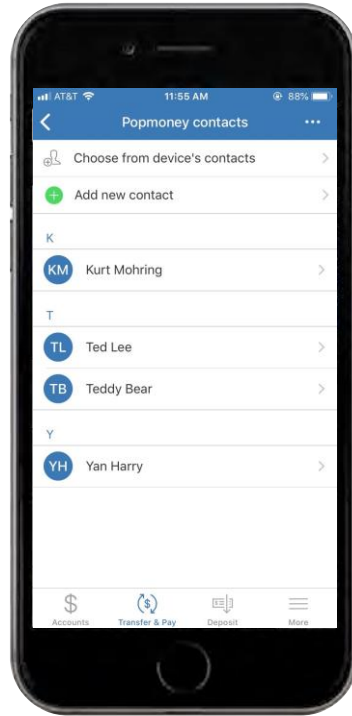
POPMONEY CHEAT SHEET

Send and receive personal payments quickly and easily in as early as one business day

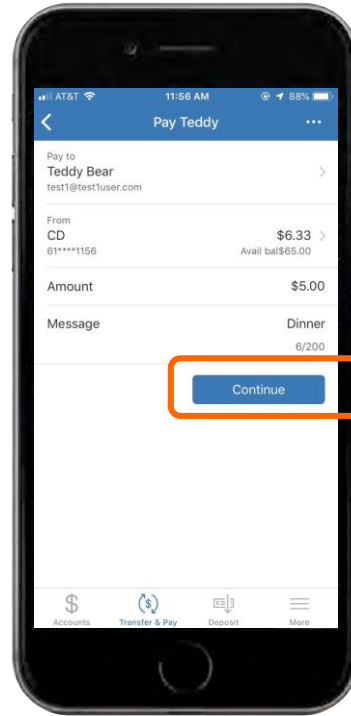
Getting started with person-to-person payments



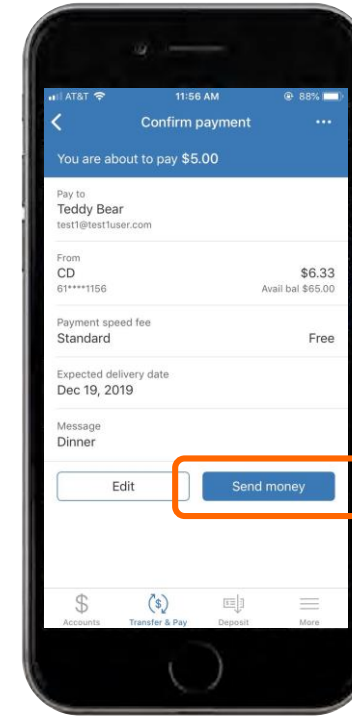
After logging in, tap on the **"Transfer & Pay"** button at the bottom of your screen. To send a personal payment, tap on the **"Send money"** button.



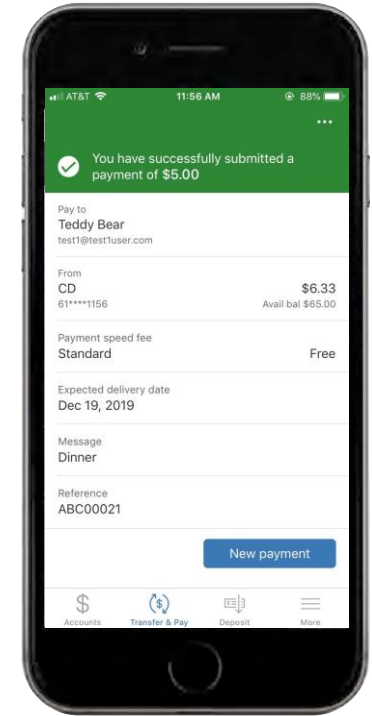
Select the contact you want to pay.



Enter the account you want to pay from, the amount, and a message to send along with the payment. Tap **"Continue."** You may be asked to enter your password depending on your financial institution's security settings.



Select the delivery speed. Please note that you may be charged for faster delivery speeds. Review the details and hit **"Send money"** to confirm your payment.



You will see a confirmation page similar to the one above to verify that your transaction is complete. You can either make a new payment, or use the bottom toolbar to navigate throughout the app.